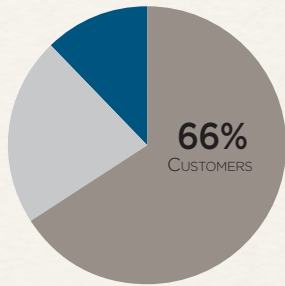
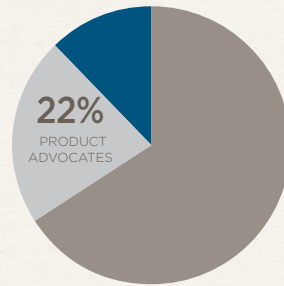


Melaleuca 2016 Annual Income Statistics



Customers

The majority (**66%**) of those who buy Melaleuca products each month are strictly customers. They're not interested in pursuing the Melaleuca financial opportunity. They just love Melaleuca products. Only a few of them will ever decide to build a Melaleuca business.

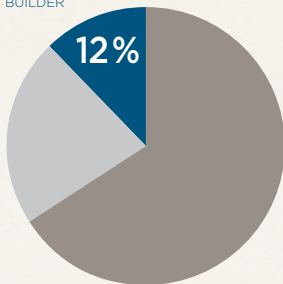


Product Advocates

22% of all Melaleuca customers have referred at least one customer but fewer than eight customers. As those customers purchase products directly from Melaleuca, those who referred them receive a small commission. These households are not necessarily interested in the financial opportunity. Their relationship with Melaleuca is primarily because they love Melaleuca products. Their "status" is determined by how many customers they have referred. A Product Advocate has at least one customer. A Product Advocate 2 has referred at least two customers and a Product Advocate 3 has referred at least four customers. While these individuals may not be considered serious business builders, their customers (like the vast majority of Melaleuca customers) come from word-of-mouth referrals. Therefore, the overall contribution of these individuals is significant.

	ANNUAL INCOME			PERSONAL CUSTOMERS		TOTAL ACTIVE CUSTOMERS		TIME TO ACHIEVE STATUS ¹	
	HIGH	LOW	AVERAGE	MINIMUM	AVERAGE	MINIMUM	AVERAGE	SHORTEST	LONGEST
PRODUCT ADVOCATE	AU\$2,673 NZ\$2,878	\$21 \$22	\$93 \$121	0	0	1	4	1 Mo.	314 Mo.
PRODUCT ADVOCATE 2	AU\$8,440 NZ\$9,089	\$42 \$45	\$308 \$332	2	3	2	9	1 Mo.	320 Mo.
PRODUCT ADVOCATE 3	AU\$20,563 NZ\$22,145	\$85 \$91	\$715 \$770	4	6	4	20	1 Mo.	301 Mo.

BUSINESS
BUILDER



Beginning a Business

About one out of nine customers (**12%**) will decide to start their own Melaleuca business and eventually achieve Director status, which is considered the first step to becoming a business builder. Directors have made a significant effort (probably spent 50 hours or more) in developing at least eight Melaleuca customers. Those estimated 50 hours could have been spent in a single week or could have been spent over several years. But at some point in their lives, Directors have invested enough time to develop (and maintain) at least eight Melaleuca customers.

	ANNUAL INCOME			PERSONAL CUSTOMERS		TOTAL ACTIVE CUSTOMERS		TIME TO ACHIEVE STATUS ¹	
	HIGH	LOW	AVERAGE	MINIMUM	AVERAGE	MINIMUM	AVERAGE	SHORTEST	LONGEST
DIRECTOR/ DIRECTOR 2 (89.9%)	AU\$53,890 NZ\$58,036	\$192 \$207	\$2,661 \$2,866	8	15	8	74	1 Mo.	291 Mo.

Initial Leadership Status

Leaders at these statuses have made a more serious effort to build a Melaleuca business. Those who have reached these leadership statuses have not only invested enough time to refer several customers, but they have also helped some of those customers start a business and become Marketing Executives. Those Marketing Executives have, in turn, referred additional customers who purchase Melaleuca products each month. Commissions are paid based on the development of customers and the development of leaders who help others reach their goals.

	ANNUAL INCOME			PERSONAL CUSTOMERS		TOTAL ACTIVE CUSTOMERS		TIME TO ACHIEVE STATUS ¹	
	HIGH	LOW	AVERAGE	MINIMUM	AVERAGE	MINIMUM	AVERAGE	SHORTEST	LONGEST
DIRECTOR 3 (3.0%)	AU\$47,372 NZ\$51,016	\$3,362 \$3,620	\$11,268 \$12,135	11	34	50	179	1 Mo.	296 Mo.
DIRECTOR 4/5 (1.9%)	AU\$62,197 NZ\$66,982	\$8,525 \$9,181	\$18,608 \$20,040	12	45	106	346	1 Mo.	285 Mo.
DIRECTOR 6/7 (1.0%)	AU\$89,666 NZ\$96,564	\$12,826 \$13,812	\$29,224 \$31,472	14	55	182	485	1 Mo.	300 Mo.
DIRECTOR 8/9 (0.7%)	AU\$124,636 NZ\$134,224	\$22,049 \$23,745	\$41,573 \$44,771	16	71	322	657	1 Mo.	264 Mo.

Advanced Leadership Status

Those Marketing Executives who reach Senior Director or above have shown substantial interest and dedication in building a Melaleuca business. While they may not work their businesses full time, it is essential that they invest some time each month nurturing, training, and helping those in their marketing organizations. Melaleuca advocates that Marketing Executives keep their full-time jobs and work their Melaleuca businesses in their spare time. However, some Executive Directors at the higher income statuses do work their businesses close to full time. Melaleuca strongly advocates that Marketing Executives do not quit their full-time jobs until their Melaleuca incomes far surpass the incomes they receive from their full-time employers. Rather, they should add their Melaleuca incomes to their regular incomes, thereby making a substantial difference in their family finances.

	ANNUAL INCOME			PERSONAL CUSTOMERS		TOTAL ACTIVE CUSTOMERS		TIME TO ACHIEVE STATUS ¹	
	HIGH	LOW	AVERAGE	MINIMUM	AVERAGE	MINIMUM	AVERAGE	SHORTEST	LONGEST
SENIOR DIRECTOR (2.6%) ²	AU\$350,955 NZ\$377,951	\$31,476 \$33,897	\$78,477 \$84,514	20	82	390	1,061	1 Mo.	267 Mo.
EXECUTIVE DIRECTOR 1-9 (1.2%)	AU\$885,331 NZ\$953,434	\$83,499 \$89,922	\$202,921 \$218,530	20	116	1,057	2,664	2 Mo.	283 Mo.
NATIONAL DIRECTOR 1-9 (0.2%)	AU\$935,610 NZ\$1,007,580	\$202,112 \$217,659	\$352,283 \$379,382	20	132	3,173	4,868	11 Mo.	201 Mo.
CORPORATE DIRECTOR 1-9 (LESS THAN 0.1%)	AU\$4,157,608 NZ\$4,477,424	\$502,476 \$541,128	\$1,655,850 \$1,783,223	20	242	7,093	13,474	29 Mo.	251 Mo.

The above annual income statistics include all North American Melaleuca Marketing Executives who were active during all 12 months of the period ending December 2016 and performed the minimum activity required at each status. The incomes stated include all commissions and bonuses actually paid during the period.

For the purpose of these statistics, a Marketing Executive's leadership or developmental status was calculated by taking the highest status achieved and maintained for at least seven consecutive months. The information on this page is not necessarily representative of what any individual Marketing Executive will earn with this programme. Any representation or guarantee of specific earnings would be misleading. Success with any business takes hard work, diligence, perseverance, and leadership. Success with Melaleuca will depend on how effectively a Marketing Executive exercises those qualities.

¹ Includes all active Marketing Executives joining Melaleuca within the past 10 years.

² Includes statistics for Senior Director through Senior Director 9.

³ Includes statistics for Executive Director through Executive Director 9.

⁴ Includes statistics for National Director through National Director 9.

⁵ Corporate Director average time includes all Corporate Directors in the statistics.

Exchange rate: U.S. to AU x 1.3 and U.S. to NZ x 1.4